



District Report Card: 2017


State: Haryana	District: Rewari
Class: 8	Subject: Mathematics
Schools: 51	Students: 1038


Participation/Coverage


Students

<div>GENDER</div> <div></div>	Boys		Girls	
	Number	%	Number	%
	442	42.58	596	57.42

<div>AREA</div> <div></div>	Rural		Urban	
	Number	%	Number	%
	923	88.92	115	11.08

<div>CATEGORY</div> <div></div>	SC		ST		OBC		GEN	
	Number	%	Number	%	Number	%	Number	%
	519	50.00	14	1.35	341	32.85	164	15.80

<div>CWSN</div> <div></div>	LD	VI	HI	S&LD	ID	Oth
	3	1	2	1	2	0

<div>Management</div> <div></div>	Government		Government-aided	
	Number	%	Number	%
	1010	97.30	28	2.70

Average Performance of Students in Mathematics (%)

Overall	Gender		Area		Management		Social Group			
	Male	Female	Rural	Urban	Govt.	Aided	SC	ST	OBC	GEN
43.72	43.94	43.56	44.77	35.25	44.13	28.81	42.03	43.81	45.87	44.59

Performance on Learning Outcomes (LOs)

Learning Outcomes	Description	Average Performance(%)
M601	Solves problems involving large numbers by applying appropriate operations	39.10
M606	Solves problems on daily life situations involving addition and subtraction of fractions / decimals	47.15
M620	Finds out the perimeter and area of rectangular objects in the surroundings like floor of the class room, surfaces of a chalk box etc.	44.93
M621	Arranges given/collected information in the form of table, pictograph and bar graph and interprets them	39.29
M702	Interprets the division and multiplication of fractions	41.04
M705	Solves problems related to daily life situations involving rational numbers	38.34
M706	Uses exponential form of numbers to simplify problems involving multiplication and division of large numbers	34.78
M707	Adds/subtracts algebraic expressions	55.30
M710	Solves problems related to conversion of percentage to fraction and decimal and vice versa	31.19
M717	Finds out approximate area of closed shapes by using unit square grid/graph sheet	38.90
M719	Finds various representative values for simple data from her/his daily life contexts like mean, median and mode	57.72
M721	Interprets data using bar graph	57.47
M801	Generalizes properties of addition, subtraction, multiplication and division of rational numbers through patterns	31.57
M802	Finds rational numbers between two given rational numbers	39.32
M803	Proves divisibility rules of 2, 3, 4, 5, 6, 9 and 11	62.48
M804	Finds squares, cubes, square roots and cube roots of numbers using different methods	47.64
M808	Uses various algebraic identities in solving problems of daily life	41.21
M812	Verifies properties of parallelogram and establishes the relationship between them through reasoning	36.26
M818	Finds surface area and volume of cuboidal and cylindrical object	21.36
M819	Draws and interprets bar charts and pie charts	47.59

Range of Performance of Students who Answered Correctly							
Below 30%		30% - 50%		50% - 75%		Above 75%	
Number	%	Number	%	Number	%	Number	%
303	29.19	349	33.62	319	30.73	67	6.45

Lowest Performing Learning Outcomes (LOs)

- 1 - Finds surface area and volume of cuboidal and cylindrical object (21.36)
- 2 - Solves problems related to conversion of percentage to fraction and decimal and vice versa (31.19)
- 3 - Generalizes properties of addition, subtraction, multiplication and division of rational numbers through patterns (31.57)

- 4 - Uses exponential form of numbers to simplify problems involving multiplication and division of large numbers (34.78)
- 5 - Verifies properties of parallelogram and establishes the relationship between them through reasoning (36.26)